


加利略用戶服務入口網站註冊步驟

1. 點以下連結進入加利略用戶服務入口網站。


<https://travelportservices.tw.com>

2. 進入首頁後, 點右上方”註冊新帳號”



The screenshot shows the Travelport website homepage. The navigation bar includes "ASK Travelport", "連結", "連絡我們", and a search bar. The main banner features the Travelport logo and the tagline "Providing Informed Travel Choice". Below the banner, there are four main sections: "Travelport Smartpoint App", "下載專區", "TravelportTube", and "開發人員". On the left, there is a "Taiwan" menu with links for "用戶服務", "軟體下載", "訓練課程", "意見交流", and "Travelport 應用程式". The central area is titled "登入" (Login) and contains a registration form with fields for "電子郵件 (使用者名稱)", "密碼", and "記住帳號密碼". A "登入" button is at the bottom of the form. On the right, there is a "歡迎來到 Travelport 用戶服務網站" section with a "Quick links" section below it.

3. 輸入註冊所需資料後, 點”註冊”.



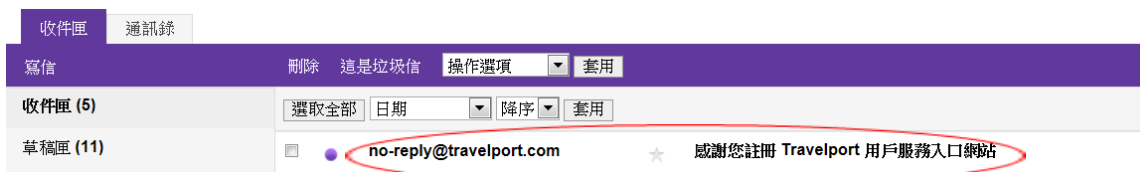
The screenshot shows the Travelport website registration page. The navigation bar includes "ASK Travelport", "連結", "連絡我們", and a search bar. The main banner features the Travelport logo and the tagline "Providing Informed Travel Choice". Below the banner, there are four main sections: "Travelport Smartpoint App", "下載專區", "TravelportTube", and "開發人員". On the left, there is a "Taiwan" menu with links for "用戶服務", "軟體下載", "訓練課程", "意見交流", and "Travelport 應用程式". The central area is titled "註冊" (Register) and contains a registration form with fields for "PCC 代碼", "帳號資訊", "姓名", "旅行社名稱", "電子郵件 (使用者名稱)", "選擇您的密碼", "密碼", and "再次確認密碼". A "註冊" button is at the bottom of the form. On the right, there is a "歡迎來到 Travelport 用戶服務網站" section with a "Quick links" section below it.

4. 系統回覆將寄一封電子郵件給您, 以啟動註冊生效.



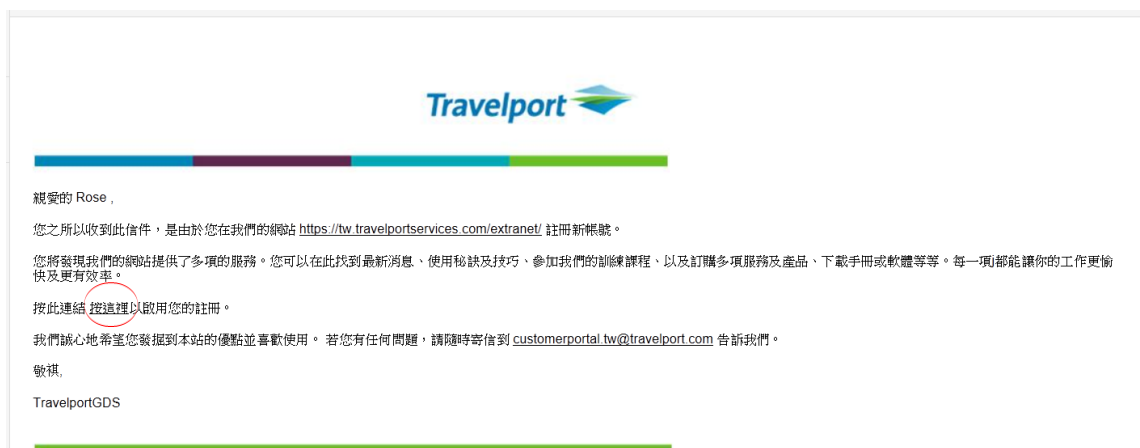
The screenshot shows the Travelport website interface. At the top, there is a navigation bar with links for "回首頁", "註冊新帳號", and "登入". Below this is a search bar and a menu with options like "ASK Travelport", "連結", and "連絡我們". The main content area displays a confirmation message in Chinese: "感謝您的註冊!", "您將收到一封電子郵件用來啟動您的註冊生效. 對於註冊的相關問題, 請以電子郵件詢問到 remote.applications@travelport.com.", "敬祺,", and "Travelport GDS". On the left, there is a sidebar with a "Taiwan" section and links for "用戶服務", "軟體下載", "訓練課程", "意見交流", and "Travelport 應用程式". At the bottom, there are links for "Travelport Global", "Privacy Policy", and "Terms & Conditions", along with a copyright notice: "© 2013 Travelport. All Rights Reserved. Any trademarks here in are the property of their respective owners. Travelport and the Travelport logo are trademarks of Travelport."

5. 進入註冊使用的電子郵件信箱, 會收到一封來自 Travelport 的郵件.



The screenshot shows an email inbox interface. At the top, there are tabs for "收件匣" and "通訊錄". Below this is a header bar with "寫信", "刪除", "這是垃圾信", "操作選項", and "套用". The inbox list shows "收件匣 (5)" and "草稿匣 (11)". A single email is visible with the sender "no-reply@travelport.com" and the subject "感謝您註冊 Travelport 用戶服務入口網站". The sender and subject lines are circled in red.

6. 點進此電子郵件, 並點“按這裡”, 來啟動註冊生效.



The screenshot shows the content of the email. It features the Travelport logo at the top. The text reads: "親愛的 Rose,", "您之所以收到此信件, 是由於您在我們的網站 <https://tw.travelportservices.com/extranel/> 註冊新帳號.", "您將發現我們的網站提供了多項的服務。您可以在此找到最新消息、使用秘訣及技巧、參加我們的訓練課程, 以及訂購多項服務及產品、下載手冊或軟體等等。每一項都能讓你的工作更愉快及更有效率.", "按此連結 [按這裡](#) 以啟用您的註冊。", "我們誠心地希望您發掘到本站的優點並喜歡使用。若您有任何問題, 請隨時寄信到 customerportal.tw@travelport.com 告訴我們.", "敬祺,", and "TravelportGDS". The link "按這裡" is circled in red.

7. 點完後您會看到帳戶已啟用的畫面, 表示作業完成.

The screenshot shows the Travelport website interface. At the top left is the Travelport logo with the tagline "Providing Informed Travel Choice". At the top right are links for "回首頁", "我的帳戶", and "登出". Below the logo, the user is greeted as "歡迎, Rose Chen". A navigation bar contains "ASK Travelport", "連結", "連絡我們", and a search box with the text "搜尋...". On the left side, there is a menu with "Taiwan" selected, and other options: "用戶服務", "軟體下載", "訓練課程", and "意見交流". The main content area displays the message "您的帳戶已啟用." (Your account is activated.) in blue text, with "您的帳戶已啟用." repeated below it in a smaller font. At the bottom, there are links for "Travelport Global", "Privacy Policy", and "Terms & Conditions". The footer contains copyright information: "© 2013 Travelport. All Rights Reserved. Any trademarks here in are the property of their respective owners. Travelport and the Travelport logo are trademarks of Travelport."